To the Citizens of Sandusky County:

As Sheriff of Sandusky County, I respectfully submit to all of you, this annual year-end review of your Sheriff's Office for the 2017 calendar year. The year 2017 was one of big changes and great strides for the Sandusky County Sheriff's Office.

The office is currently comprised of five divisions. These divisions are as follows: the Patrol Division, the Corrections Division, the Investigations Division, the Communications Division and the Administrative Division. Each facet of the office conducts work daily that is vital to the overall health and functionality of the Sheriff's Office. The following information is an overview of all the things accomplished by the Sandusky County Sheriff's Office in 2017.

- One of the biggest achievements in 2017 was the creation and implementation of a School Resource Officer (SRO) program. Through a collaborative effort of the Sandusky County Sheriff's Office and Lakota Local Schools, Deputy Matthew Stotz became the first SRO in Sandusky County Sheriff's Office history. In the next year, this program will be expanding by placing another deputy in the county as an SRO in Fremont City Schools for the 2018-2019 school year.
- We also expanded our K-9 program to include a new K-9 and handler. With our current K-9 Brutus nearing the end of his career with his partner Deputy Brian McGrady, we sought out a new handler and looked to purchase a new K-9. Deputy Allen Dorsey and his new partner, Eda, made their debut in June of 2017. The Sheriff's Office is looking to add yet another K-9 in 2018 to get us back to two working K-9s in the county to assist with criminal apprehension and drug activity.
- A countywide Special Response Team (SRT) was formed through the diligent work of the command staff of the Sheriff's Office. This collaborative effort between all law enforcement agencies in the county is in its infancy and moving along well. The team has been established, is fully equipped and is participating in training. I look forward to this team being fully functional by the end of 2018.
- By practicing fiscal responsibility and switching things around in the jail, we were able to discontinue the practice of housing inmates in other county jails. By doing this, the Sheriff's Office was able to save $250,000.00. Saving these funds allowed the County Commissioners to return some of the saved money to increase the Sheriff's Office road patrol by one full-time deputy.
- In a continuing effort to increase transparency and improve citizen confidence in the Sheriff's Office, and law enforcement in general, the Sandusky County Sheriff's Office implemented a body camera program. By using Go-Pro cameras through a company called Intrensic, we became the first agency within Sandusky County to implement full-time use of body cameras. This helps the public we serve to see what we do and how we do it. It also further increases their confidence in our decision making and protects our agency and our deputies against false claims of police abuse of power or harassment.
- We revamped the Sheriff's Office CCW process and expanded the hours. We are now open Monday through Friday from 9:00 a.m. to 5:00 p.m. and no appointment is necessary. We also

changed some protocol in an effort to streamline the application process and safeguard against issuing permits to people not legally permitted to have them.

- The Sheriff's Office in conjunction with the Prosecutor's Office and all six police departments in the county successfully led the way in getting a tax levy passed to fund a fully staffed and functional countywide drug task force. The collections of the funding will begin in early 2018 and we can expect some good things from our drug task force.
- Last but certainly not least, with the help of other agencies, the Sandusky County Sheriff's Office was able to conclude the Heather Bogle homicide investigation. Through countless hours of diligent hard work, we were able to identify, locate, apprehend and arrest a suspect in that case. As we did this, our hearts and minds were with Heather and her family. More to follow in 2018!

The Sandusky County Sheriff's Office is looking forward to making even greater strides in 2018 and we thank you for your continued support.

Respectfully,

Sheriff Christopher J. Hilton

Sandusky County Sheriff's Office

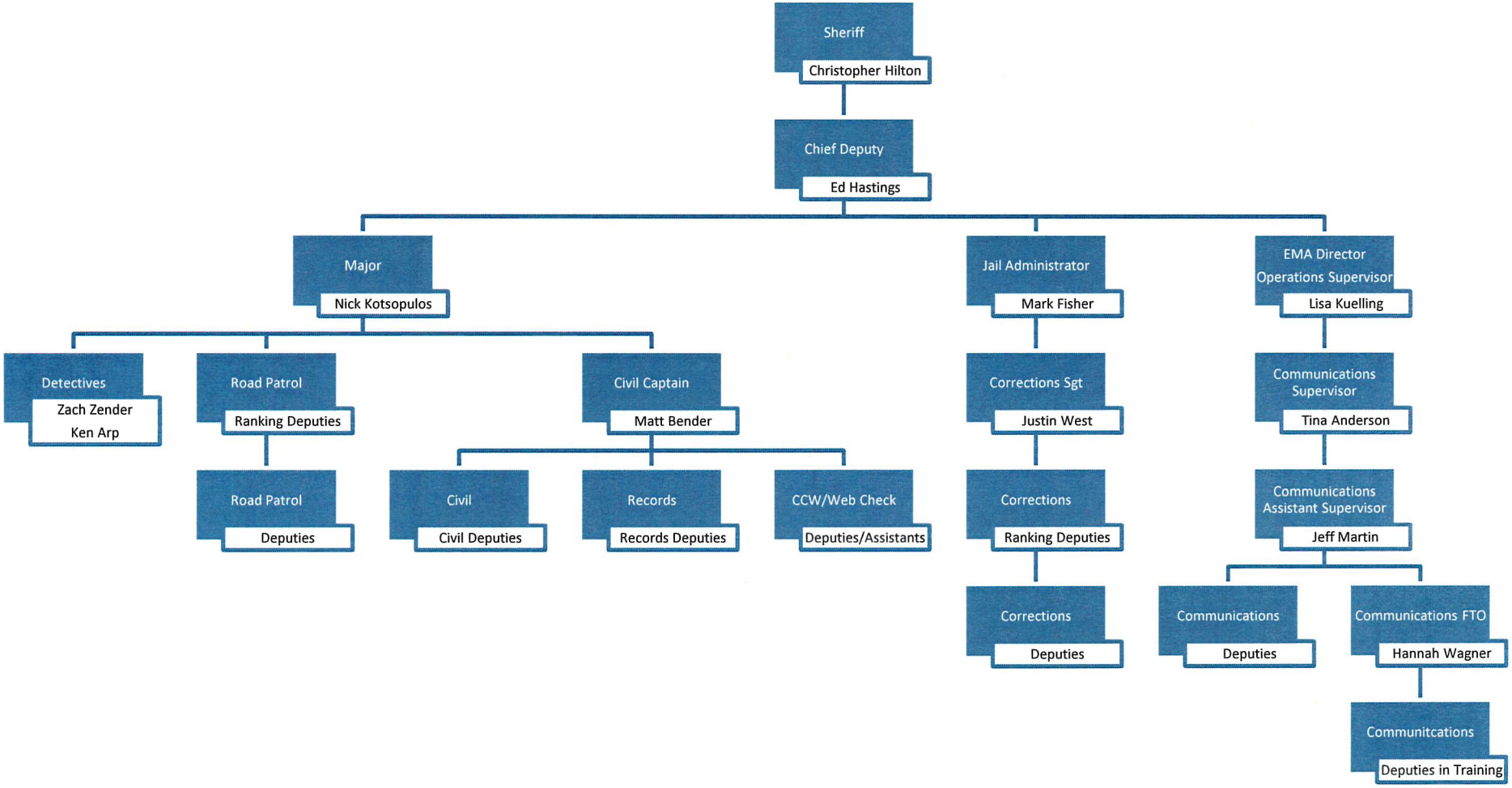

TABLE OF CONTENTS

Patrol Division Statistics	**Pages 5-12**
Jail Division Statistics	**Pages 13-16**
Sex Offender Statistics	**Pages 17-18**
Civil Division	**Pages 19-20**

PATROL DIVISON

INDEX

- **Call times are not accurate from 2013-2015 due to a system change over.**

- **The meaning of "Out of County":**
  - Calls are classified under this category where Sandusky County was requested to respond out of county. (For example - assisting another county, K9 searches, demonstrations, etc.)

- **The meaning of "Incorporated":**
  - Calls are classified under this category when the call falls within incorporated limits of a town or village. (Fremont, Clyde, Lindsey, Burgoon, Gibsonburg, etc.)

- **The meaning of "Throughout Sandusky County":**
  - Calls are classified that could take place in multiple locations through the county. (For example – marine patrol, weather spotters, etc.)

- **The meaning of "Unknown":**
  - Calls are classified under this category if a call was not fully filled out by the deputy and the location was unknown.

PATROL DIVISION STATISTICS

WARRANTS SERVED BY YEAR

YEAR	TOTAL	CLOSED
2013	758	622
2014	779	634
2015	867	714
2016	906	736
2017	989	719

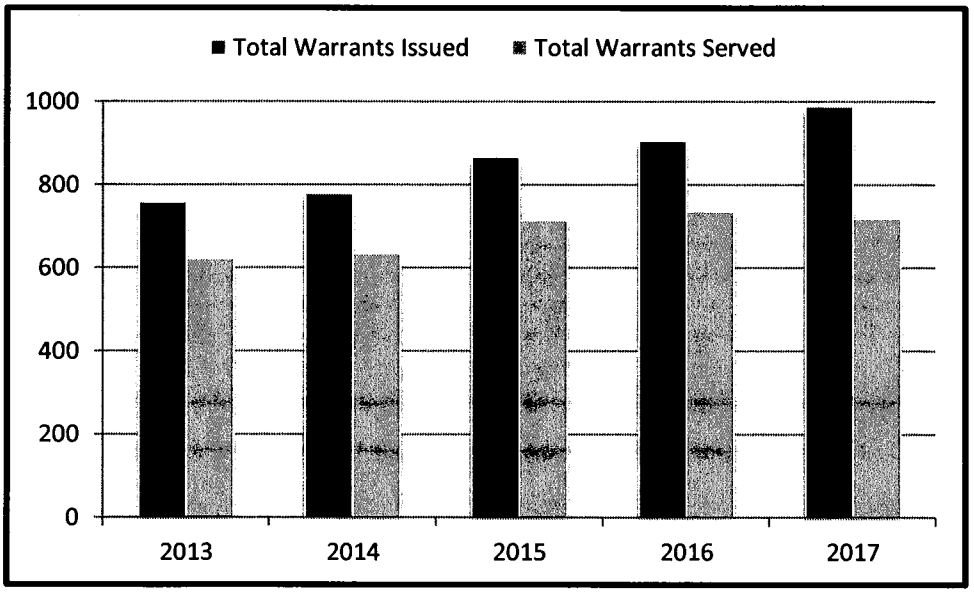

PATROL DIVISION STATISTICS

CITATIONS BY TOWNSHIP

	2013	2014	2015	2016	2017
Ballville	0	0	12	31	24
Green Creek	0	0	32	40	74
Incorporated	0	0	11	45	42
Jackson	0	0	4	14	21
Madison	0	0	14	28	40
Rice	0	0	12	91	64
Riley	0	0	86	144	194
Sandusky	0	0	17	51	32
Scott	0	0	7	13	20
Townsend	0	0	73	106	134
Washington	0	0	20	108	85
Wood	0	0	9	19	18
York	0	0	31	57	35

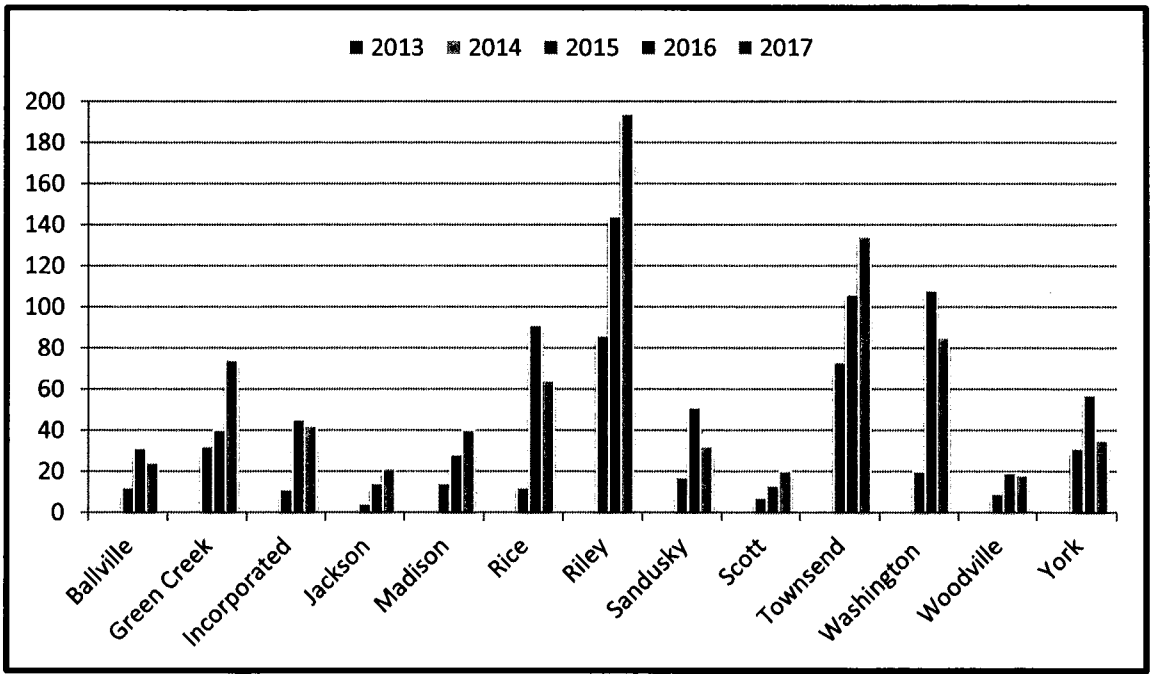

PATROL DIVISION STATISTICS

ARRESTS BY TOWNSHIP

	2013	2014	2015	2016	2017
Ballville	9	12	20	35	49
Green Creek	5	9	18	28	44
Incorporated	0	0	26	84	122
Jackson	1	3	4	5	5
Madison	2	1	7	6	17
Rice	16	0	10	8	9
Riley	2	6	10	18	32
Sandusky	12	10	17	41	44
Scott	2	8	1	7	8
Townsend	3	2	11	17	33
Washington	7	3	8	17	24
Wood	2	4	5	7	6
York	7	1	14	16	26
Out of County	1	0	3	12	23

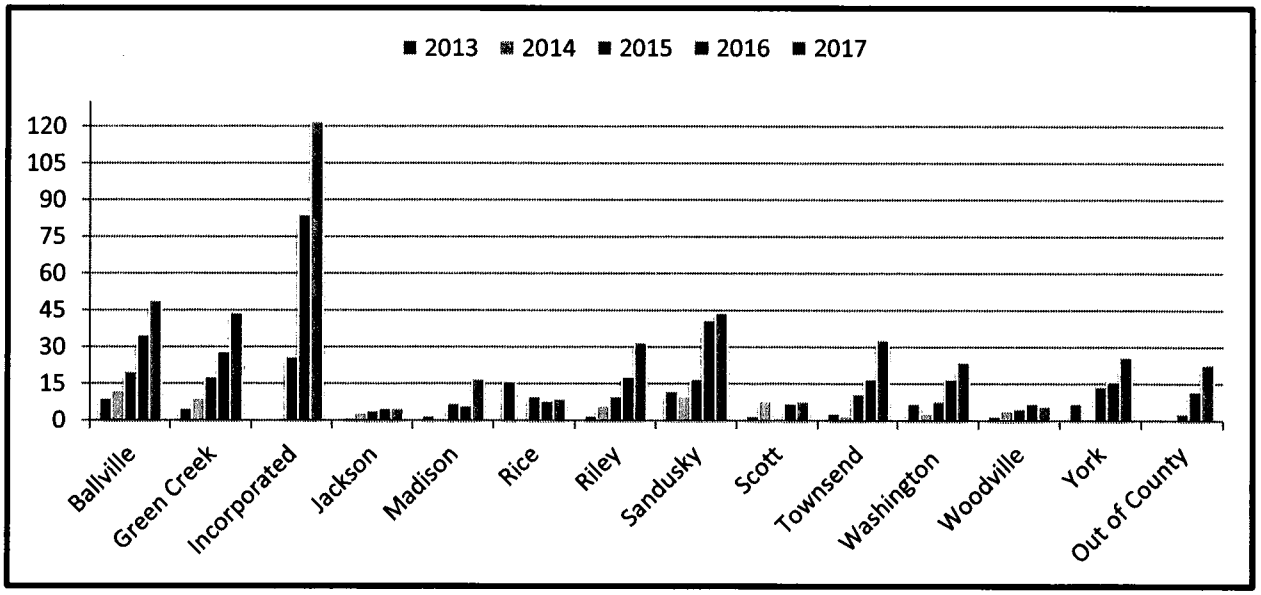

PATROL DIVISION STATISTICS

CALLS FOR SERVICE BY TOWNSHIP

	2013	2014	2015	2016	2017
Ballville	2	12	399	820	1278
Green Creek	2	1	231	547	1051
Incorporated	3	0	171	675	3726
Jackson	0	0	61	157	279
Madison	0	0	66	122	306
Rice	0	0	112	237	411
Riley	0	0	76	159	631
Sandusky	1	1	348	778	1230
Scott	0	0	59	154	259
Townsend	0	0	122	298	670
Washington	0	1	129	300	593
Woodville	0	0	55	134	227
York	0	0	149	373	559
Out of County	0	0	10	55	93
Throughout Sandusky Co.	0	0	5	12	20
Unknown	0	0	1	3	2

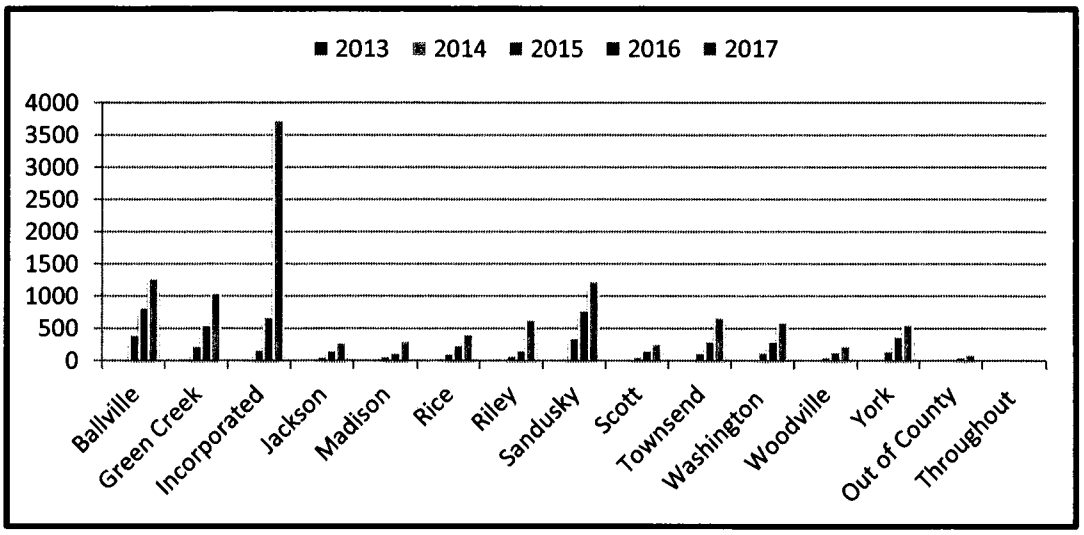

PATROL DIVISION STATISTICS

CATAGORIZED COMPLAINTS BY YEAR

		2015	2016	2017
Violent Crimes	Assault	15	34	48
	Child Abuse	5	5	6
	Disturbance	140	248	263
	Domestic Disturbance	20	92	85
	Domestic Violence	36	44	58
	Homicide	0	0	0
	Sexual Assault	3	4	12
	Shooting	1	4	4
	Stabbing	0	2	1
	Suicide/Attempt Suicide	24	61	93
Theft Crimes	Breaking and Entering	30	35	43
	Burglary	39	62	46
	Larceny Theft	73	155	172
	Larceny Theft from Vehicle	35	56	50
	Robbery	1	1	3
	Vehicle Theft	11	8	12
Drug Related	Drug Incident	6	15	19
	Drug Investigation	12	24	12
	K9	26	15	25
	K9 Assist	21	30	29
	Overdose	48	116	109
Alarms	Alarm	74	119	96
	Breaking and Entering Alarm	141	300	376
	Hold Up Alarm	2	5	10
	Panic Alarm	4	18	26
Accidents	Accident	48	91	156
	Accident - Hit Skip	2	22	9
	Accident - Car vs Deer	5	13	15
	Injury Accident	137	310	326
Other	Assist Another Agency	111	396	573
	Child Custody/Visitation	29	60	110
	Civil Complaint	45	102	136
	Suspicious Person/Vehicle	178	431	501
	Trespasser	7	30	46
	Unresponsive Person	65	238	221
	Vandalism	88	160	144

FIRE STATISTICS

CALLS FOR SERVICE

	2013	2014	2015	2016	2017
Ballville	8	5	30	30	33
Bellevue	0	0	0	4	0
Bettsville	0	0	0	10	6
Bradner	0	0	2	2	4
Clyde	0	1	10	28	18
Fremont	4	0	9	22	22
Gibsonburg	4	0	13	31	35
Green Springs	3	1	4	17	12
Helena	5	1	12	15	16
Kansas	2	2	1	3	5
Lindsey	10	8	17	40	31
Risingsun	1	1	1	5	3
Sandusky Twp.	11	7	25	49	38
Townsend	3	2	10	32	27
Woodville	8	2	18	35	31

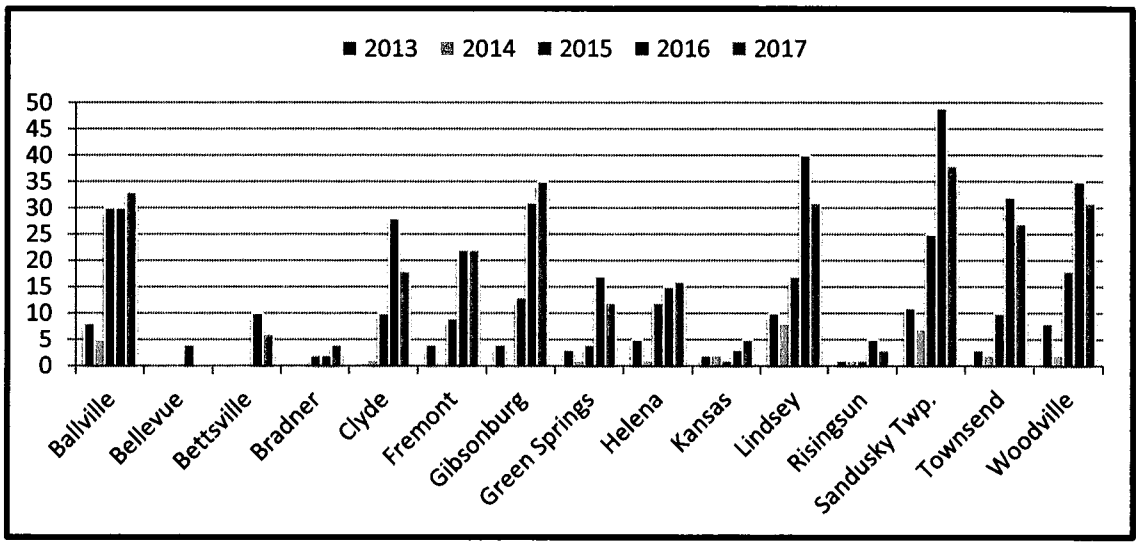

EMS STATISTICS

CALLS FOR SERVICE

	2013	2014	2015	2016	2017
Life Squad 91	0	0	140	316	362
Life Squad 14	0	0	242	559	559
Sandusky Twp EMS	0	0	33	131	120
Life Squad 17	0	0	826	1840	1831
Life Squad 18	0	0	595	1256	1157
Life Squad 15	0	0	478	1073	1102
Green Springs EMS	0	0	4	1	0

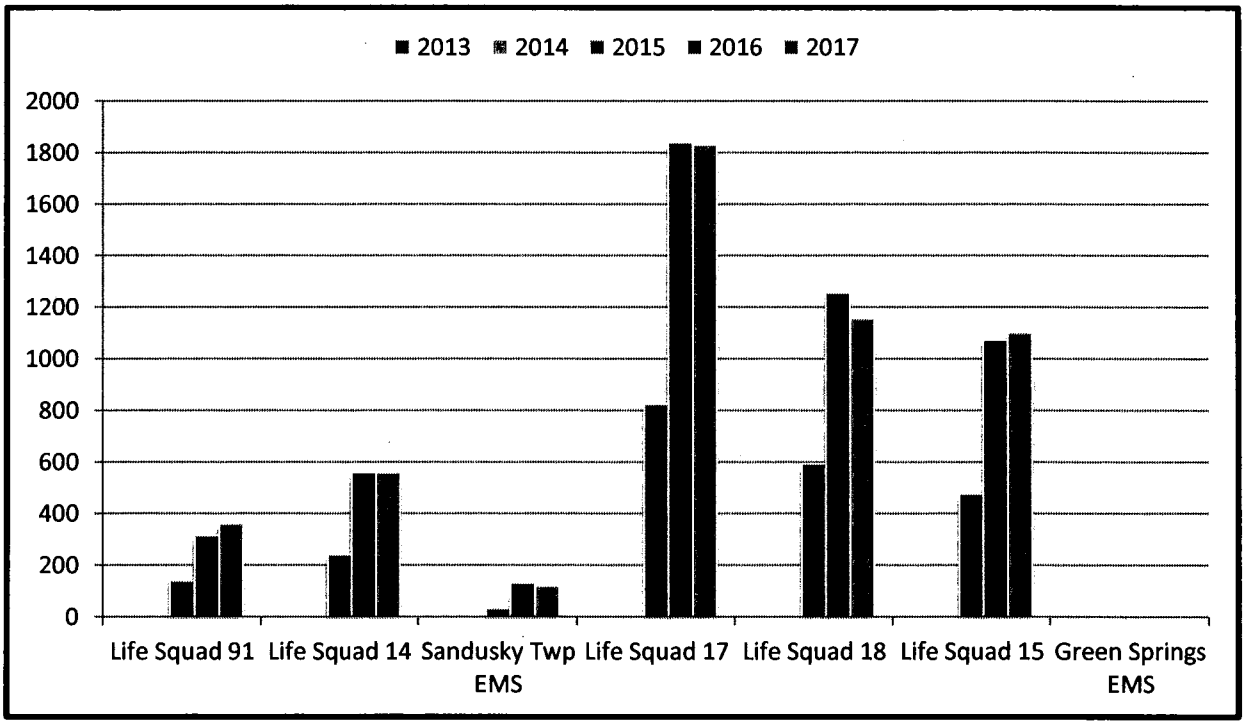

JAIL DIVISION OVERVIEW

Major Mark Fisher is the Sandusky County Jail Administrator and oversees the operations of the Sandusky County Jail. He is responsible for the only jail facility in Sandusky County. In addition to the Jail Administrator, the jail has a staff consisting of nineteen full-time Corrections Officers.

Prisoner meals are provided by our in-house kitchen staff consisting of three full-time and one part-time cook. Based upon an average daily jail census of 89 prisoners during 2017, a total of 97,455 meals were served. The average cost of each meal is $2.84.

Jail nursing services are provided by two part-time nurses Monday thru Friday, and on call Saturday and Sunday. Jail physician services are provided by one physician twice a week and on call the rest of the week.

The operation of the Sandusky County Jail received satisfactory reviews by members of the Sandusky County Grand Jury, who routinely inspect the jail as part of their statutory duty.

JAIL DIVISION STATISTICS

2017 BOOKINGS AND RELEASES

MONTH	BOOKINGS	RELEASES
January	154	158
February	165	150
March	152	160
April	182	170
May	153	170
June	168	172
July	201	180
August	134	152
September	195	193
October	165	175
November	149	164
December	141	129
TOTALS	**1959**	**1973**
AVERAGE	**163**	**164**

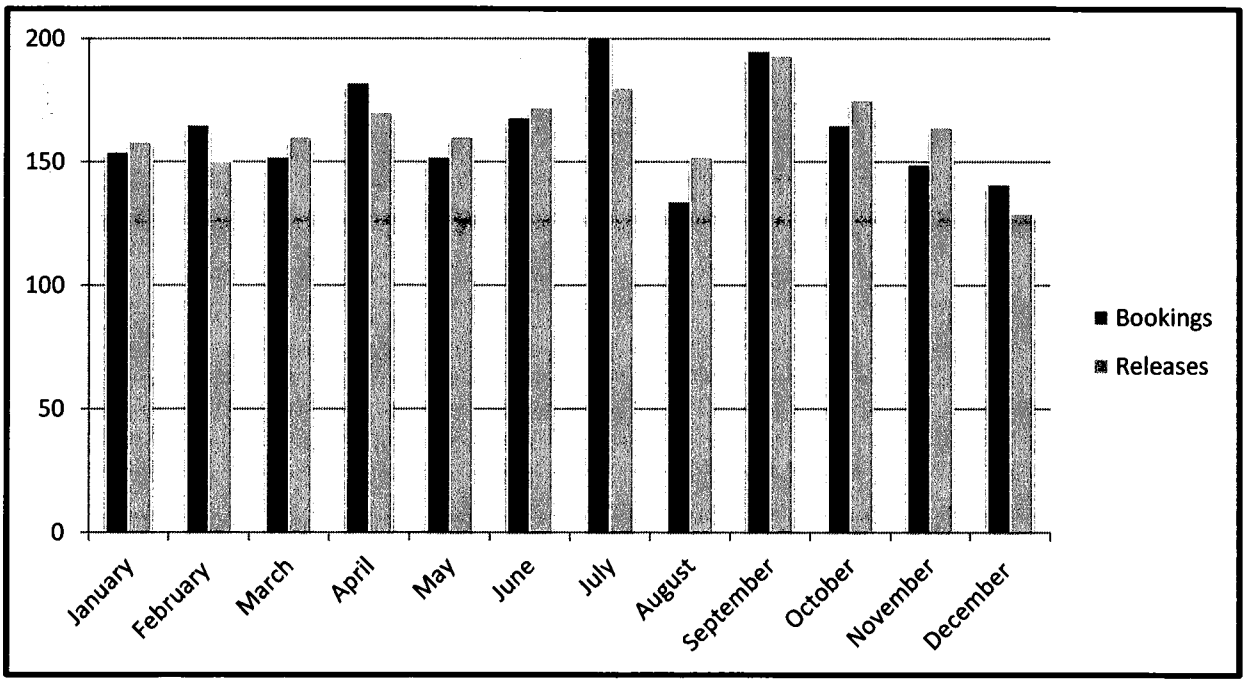

JAIL DIVISION STATISTICS

AVERAGE DAILY POPULATION

2013	70
2014	77
2015	84
2016	92
2017	89

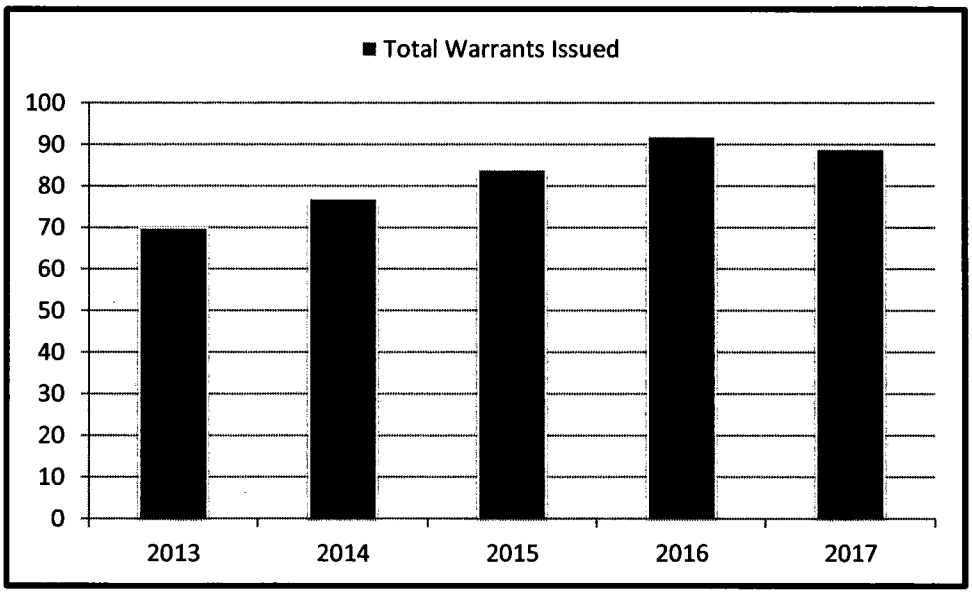

JAIL DIVISION STATISTICS

BOOKINGS BY YEAR

2013	1766
2014	1632
2015	1803
2016	1955
2017	1959

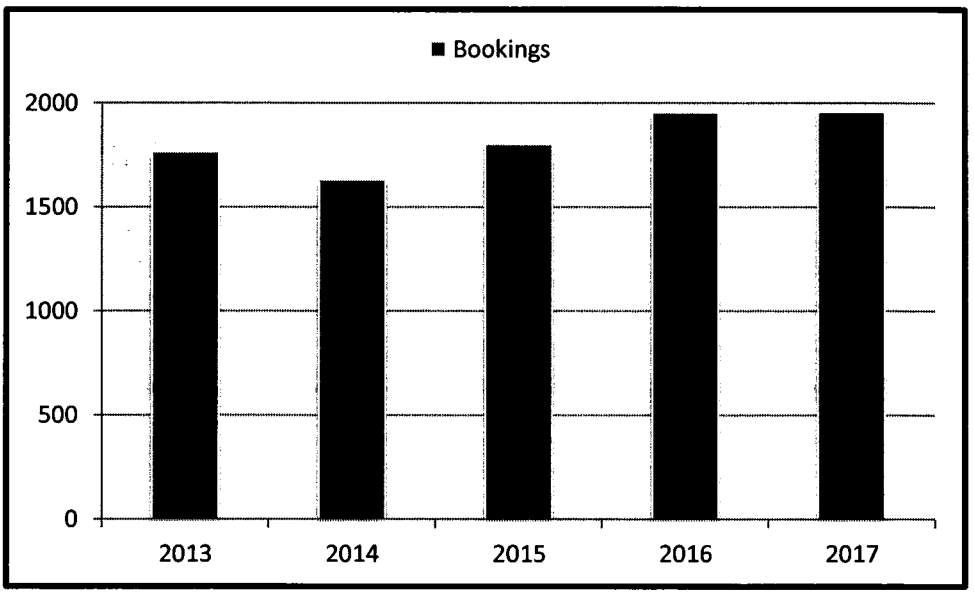

SEX OFFENDER STATISTICS

The Ohio Legislature enacted Ohio Revised Code Chapter 2950, the Sex Offender Registration law, in 1997 known as Megan's Law. This law requires persons convicted of specified crimes and has designated them as a Sexual Predator, Habitual Sex Offender or Sexually Oriented Offender, to register with the Sheriff of the county in which they will reside. This registration procedure takes place upon release from a term of imprisonment or, if not imprisoned, then upon moving into a county after conviction.

Starting in January 1, 2008 the Adam Walsh Act was implemented in Ohio. It changed the structure of how the offenders were classified. The Tier System was implemented with Tier I Offenders being the least serious class and Tier II Offenders being the most serious class. Community notifications are performed on Tier III Offenders that had notifications performed under the old law.

In June of 2010 the Ohio Supreme Court ruled in State v. Bodyke that the Ohio Attorney General has no authority to reclassify Sex Offenders who had already had a Judicial Hearing under Megan's Law. As such, all Megan's Law classified Sex Offenders were changed back to their original classification.

SEX OFFENDERS STATISTICS

2017 JUVENILE & ADULT

	Juvenile	Adults
Habitual Sex Offenders	1	5
Sexual Predators	2	17
Sexually Oriented Offenders	0	14
Tier I Offenders	6	27
Tier II Offenders	2	9
Tier III Offenders	2	9
TOTAL OFFENDERS	14	97

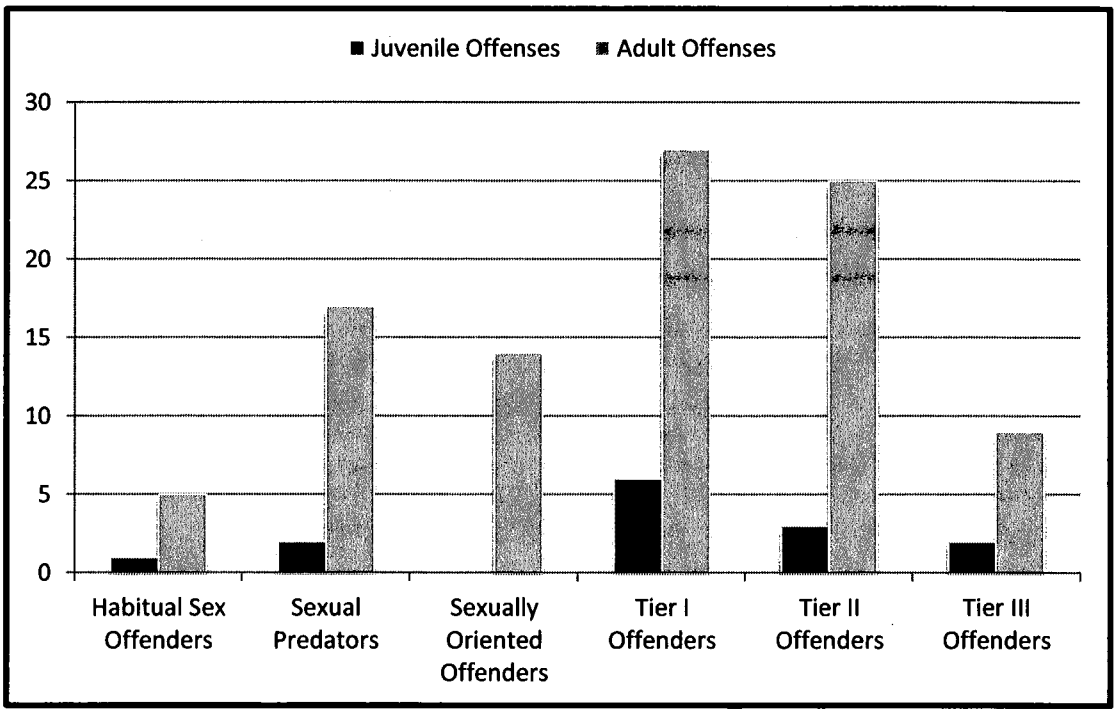

CIVIL DEPARTMENT STATISTICS

	2015	2016	2017
Web & Background Checks	81	165	143

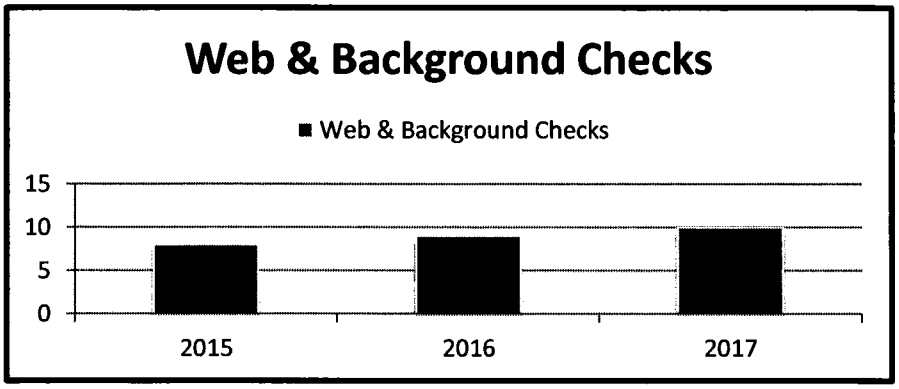

	2015	2016	2017
Foreclosures	185	145	119



	2015	2016	2017
Abandoned Motor Vehicles	24	178	256

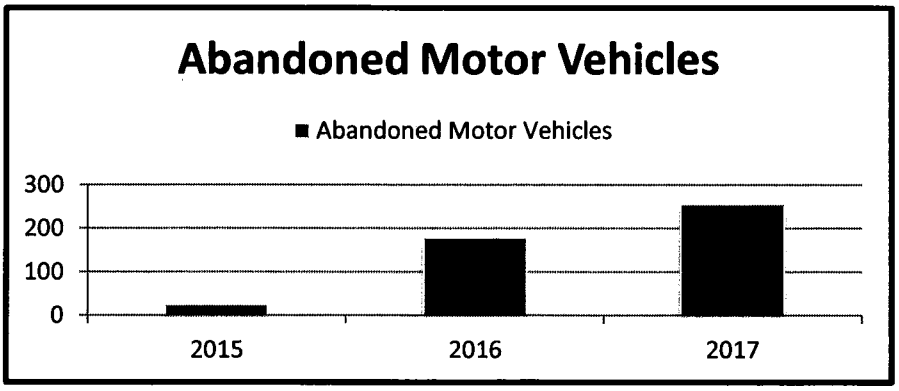

CCW AND WEB CHECK DEPARTMENT STATISTICS

New & Renewed Licenses Issued

	2015	2016	2017
New Licenses	513	729	524
Renewed Licenses	729	239	469

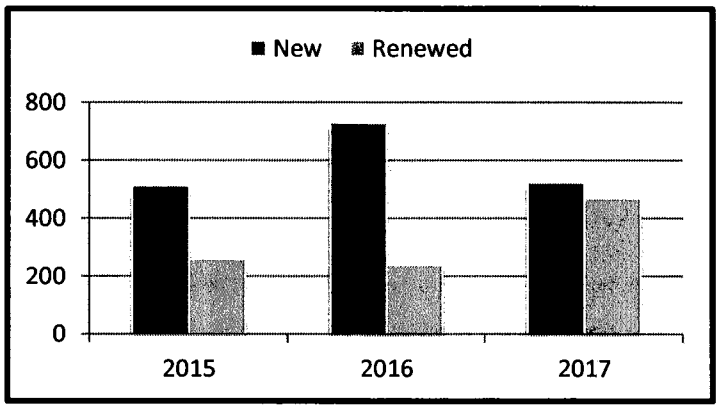
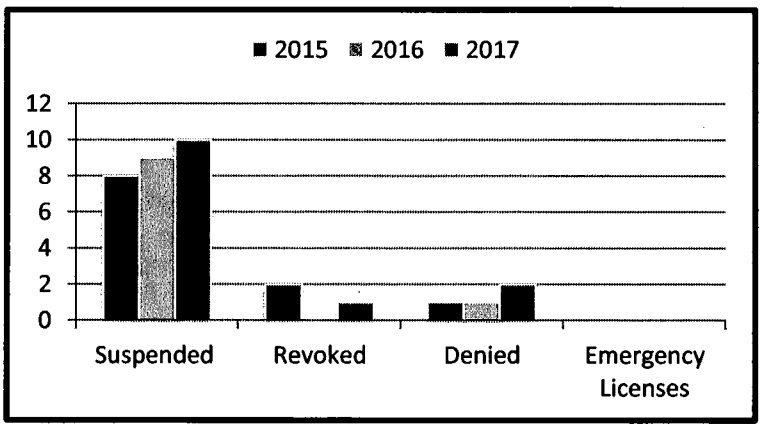
	2015	2016	2017
Suspended Licenses	8	9	10
Revoked Licenses	2	0	1
Applications Denied	1	1	2
Emergency Licenses	0	0	0